

**GIFAS**  
E L E C T R I C

# **PIONEERING SOLUTIONS**

Solutions for safe  
railway operations.

0326

# Introduction / Content

---

Since its foundation, GIFAS has established itself as a reliable partner for railway operators in Switzerland and abroad. Our high-quality products and customised solutions have earned the trust of leading rail companies and numerous well-known organisations in the sector.

Whether in railway tunnels, along the tracks, at busy stations, in complex energy distribution systems or in workshops where trains are prepared for their next journey - GIFAS products operate tirelessly, offering the perfect combination of safety, efficiency and durability.

This brochure invites you to discover our solutions in the railway sector. Let yourself be inspired by our expertise and passion, and explore how quality and innovation go hand in hand.


<b>Self rescue systems</b>	<b>4-6</b>
LaneLED GFK	4
LaneLED INOX48	5
LaneLED WALL	6
<b>Maintenance work</b>	<b>7</b>
StreamLED	7
<b>Platform and station lighting</b>	<b>8-9</b>
LaneLED INOX42	8
LaneLED WALL	9
<b>LED guidance systems</b>	<b>10-11</b>
TrafficLED	10
CircLED	11
<b>Hall lighting</b>	<b>12</b>
AlphaLUXX, DeltaLUXX	12
<b>Pit lighting</b>	<b>13</b>
StreamLED	13
<b>Rolling stock</b>	<b>14-15</b>
AmbitLED	14
StreamLED	15
<b>Construction site lighting</b>	<b>16</b>
AlphaLUXX	16
<b>Mobile work lights</b>	<b>17-19</b>
FlexLED	17
ApolloLED	18
TorchLED	19
<b>Hand lamps with emergency light function</b>	<b>20-21</b>
TorchLED emergency	20
FlashLED 2	21
<b>Slope / piste lighting</b>	<b>22</b>
HPL	22
<b>Power distribution</b>	<b>23-27</b>
Underfloor distributor systems	23
Power distributor boxes	24-25
Junction boxes	26
Signal connection box	27



# Self rescue systems

LaneLED GFK

**HALOGEN-FREE**  
**SELF-EXTINGUISHING**  
**IMPACT-RESISTANT**



The handrail made from glass-fibre-reinforced plastic with continuous illumination is designed for self-rescue installations in tunnels and underground passages.

A tested and certified FE180 / E90 handrail system (according to TSI). The system provides continuous lighting and ensures good visibility even in smoke or fire conditions. Thanks to the click system, installation is simple and fast.

Certification: DIN 4102 Part 12

## Application areas

- Railway tunnels
- Power plant and cavern passages
- Safety, access and evacuation galleries

## More Information



# Self rescue systems

## LaneLED INOX48



A V4A stainless steel handrail with integrated escape route lighting for emergency situations.

This product enables operators and planners to implement a complete stainless steel V4A system with type-tested components that allow easy and quick installation.

### Application areas

- Railway tunnels
- Power plant and cavern passages
- Safety, access and evacuation galleries

**STAINLESS**  
**LONG-LASTING**  
**LOW-MAINTENANCE**




[More Information](#)



# Self rescue systems

## LaneLED WALL

**SAFE**  
**COMPACT**  
**CUSTOMISABLE**



### More Information



LaneLED WALL is a universally applicable lighting system for a wide range of applications. In railway tunnels, the illuminated marking of emergency exit doors significantly improves evacuation conditions for passengers and staff.

This innovative GIFAS product is based on decades of expertise in LED guidance systems for road tunnels and on our GFK lighting system proven in railway tunnels.

### Application areas

- Emergency exits
- Escape routes in road, metro and railway tunnels

# Maintenance work

## StreamLED



For maintenance and repair work in tunnels, this protective-tube luminaire is particularly well suited: its homogeneous light distribution ensures improved working conditions even in challenging visibility situations.

Thanks to the integrated through-wiring, several luminaires can be easily connected in series - ideal for quickly and reliably setting up a continuous light line in the tunnel.

### Application areas

- Road, metro and railway tunnels

**HIGHLY EFFICIENT**  
**ENERGY-SAVING**  
**EASY TO INSTALL**

To the standard assortment



# Platform and station lighting



## LaneLED INOX42



The handrail with integrated LED lighting: increased safety in a sophisticated design. LED-equipped handrails for outdoor and indoor use provide fall protection and guidance support on stairways, with functional, accent or pathway lighting. A wide range of components allows tailored configurations for all types of handrail installations.

### Application areas

- Underpasses
- Overpasses
- Stairwells



**UNIVERSAL**  
**NEEDS-BASED**  
**SAFE**

### More Information



# Platform and station lighting

## LaneLED WALL



**SPACE-SAVING**  
**UNCOMPLICATED**  
**DURABLE**



[More Information](#)



LaneLED WALL: the universally applicable lighting system for a wide range of uses. The light strip is suitable for wall mounting in tunnels, corner mounting in underpasses or ceiling mounting on station platform canopies. Key features include the compact design and excellent luminous output. Installation requires very little space - ideal for areas where every centimetre matters.

### Application areas

- Railway platforms
- Waiting areas/shelters
- Underpasses

# LED guidance systems

## TrafficLED



The TrafficLED optical guidance system can be used not only in road environments but also in the railway sector - for example as safety lighting for platform areas. Passengers easily notice the amber light signals from all directions, while the train driver is not adversely affected.

### Application areas

- Railway/bus/tram platforms
- Level crossings
- Waiting areas



**DRIVE-OVER RATED**

**DIMMABLE**

**VANDAL-RESISTANT**

[More Information](#)



# LED guidance systems

CircLED

**PROGRAMMABLE**  
**RESILIENT**  
**LOW-MAINTENANCE**



[More Information](#)



Where public transport passengers and cyclists meet, clear traffic rules are often lacking. By using different light colours and modes, safer conditions can be created at platforms:

- the lane for two-wheelers is marked with white CircLEDs.
- when the CircLEDs glow or flash orange, public transport and pedestrians have right of way and cyclists are prohibited from riding.

This ensures better orientation, increases safety and improves traffic flow in mixed-use zones.

#### **Application areas**

- Railway/bus/tram platforms
- Level crossings

# Hall lighting

AlphaLUXX, DeltaLUXX

**POWERFUL**  
**ENERGY-EFFICIENT**  
**MAINTENANCE-FREE**



The GIFAS high-bay luminaires impress with their design and flexibility. Efficient thermal management ensures reliable cooling - even in dusty or dirt-prone environments - supporting the long service life of modern LED technology, which lasts at least 80,000 hours.

#### Application areas


- Maintenance depots
- Warehouses
- Rail service facilities

To the standard assortment



# Pit lighting

## StreamLED



This type of protective-tube luminaire is not only suitable for tunnel applications, but is also ideal for pit lighting during maintenance and repair work on rolling stock as well as in rail vehicle maintenance halls. With integrated through-wiring, multiple luminaires can be easily connected in series - ideal for quickly and reliably setting up a continuous light line.

### Application areas

- Workshops
- Assembly areas
- Inspection & maintenance



**INSTALLATION-FRIENDLY**

**POWERFUL**

**IMPACT-RESISTANT**

To the standard assortment



# Rolling stock

AmbitLED

**COMPACT**  
**EFFICIENT**  
**ECONOMICAL**



## Sales contacts



A compact LED light strip that is resistant to shock and vibration - also suitable for machine lighting. A wide range of solutions is available for illuminating rolling stock such as locomotives, maintenance trains or railcar formations.

- Aluminium extrusion housing
- Anodised surface
- Stainless steel mounting brackets (fixed or adjustable mounting angle)
- LED strip potted in a moisture- and dust-proof opal encapsulation
- Protection rating IP67

## Application areas

Additional lighting on trains and rail vehicles

# Rolling stock

## StreamLED



StreamLED, with its shock- and vibration-resistant polycarbonate protective-tube housing, is the ideal companion for continuous use in demanding environments. Even under vibration, the lighting performance remains constant - ensuring optimal visibility and enhanced safety.

### Application areas

- Railway maintenance
- Track construction

**POWERFUL**

**RELIABLE**

**DURABLE**



To the standard assortment



# Construction site lighting

AlphaLUXX



Three AlphaLUXX LED floodlights, each with 60 W system power, mounted on a triple bracket, provide optimal construction site lighting. This setup enables large-area illumination of railway construction sites.

The robust housing is made of corrosion-resistant aluminium die-cast alloy (230 D). Three strong power magnets ensure secure attachment of the lighting cross.

## Application areas

Temporary construction sites (track construction, maintenance work)

**POWERFUL**

**DURABLE**

**RELIABLE**



Sales contacts



# Mobile work lights

FlexLED



**FLEXIBLE**  
**TIME-SAVING**  
**UNIVERSAL**

With the FlexLED light strip, you save not only energy during temporary lighting setups, but also a significant amount of time thanks to quick installation and removal. Encased in a durable PVC tube, the system guarantees maximum flexibility and extremely high luminous output. The light strip can be interconnected and extended to a total length of up to 100 m.

- LEDs on one or both sides
- Light colours: white 3000 K / 4000 K, red, green, blue

#### Application areas

- Maintenance work
- Temporary lighting

[To the assortment](#)



# Mobile work lights

## ApolloLED



ApolloLED is a large-area luminaire for 360° illumination, quick and easy to set up, saving both time and cost. Equipped with high-performance LEDs, it provides excellent light output with low power consumption. The luminaire can be used anywhere and, combined with a suitable tripod, offers optimum work safety with outstanding illumination quality. It can also be mounted permanently on a building structure using a wall bracket.

### Application areas

- Night-time track construction and maintenance
- Temporary construction sites

**POWERFUL**

**ROBUST**

**VERSATILE**

To the assortment



# Mobile working light

TorchLED

**HANDY**  
**USER-FRIENDLY**  
**VIBRATION-RESISTANT**



Rail version - LED 2x white / 4x red



Safety guard version - LED 1x white / 7x red



[To the assortment](#)



TorchLED is a modern work and inspection torch suitable for a wide variety of applications. Thanks to the latest LED technology, TorchLED operates with excellent energy efficiency.

- Compact, robust housing
- Practical accessories
- Available in battery or rechargeable versions
- Sector-specific versions

#### Application areas

- Driver's cab
- Coupling / locking area
- Track safety officer

# Hand lamps with emergency light function

## TorchLED emergency




When mains power fails, the TorchLED NOT automatically switches on if it is placed in the charging station.

- Robust polyamide housing with elastomer-coated grip sections
- Non-slip
- Impact-resistant
- Free-standing
- Compact design
- Low weight

### Application areas

- Protective and safety rooms and galleries
- Technical rooms
- Escape routes
- Part of emergency equipment



**ENERGY-EFFICIENT**

**HANDY**

**USER-FRIENDLY**

[To the assortment](#)



# Hand lamps with emergency light function

## FlashLED 2

**PRACTICAL**  
**VERSATILE**  
**RELIABLE**



[To the assortment](#)



If the power supply to the charging station fails, the lamp automatically switches to emergency light mode. This function is factory-set to "ON", but can be changed via the "OFF" switch. By setting the magnetic switch to Emergency Light ON, the emergency lighting mode is activated. The pivotable light head is another advantage; the luminaire offers an IP65 protection rating (charging station IP54), complemented by a clear and easy-to-use foil control panel.

### Application areas

- Inspection and maintenance work
- Technical rooms
- Escape routes
- Part of emergency equipment

# Slope/piste lighting

HPL

**LONG-LASTING**  
**POWERFUL**  
**WEATHER-RESISTANT**



[To the assortment](#)



The high-performance HPL floodlight is suitable even for extreme environmental conditions - snow and ice pose no challenge to this lighting powerhouse.

- LED output: 450W, 900W, 1,350W
- Luminous flux: 57,000lm (110°) or 68,600lm (asymmetric), 134,000lm, 197,600lm
- DALI-dimmable
- Operating temperature range: -20° C to +50° C
- Bracket swivel range: 270°

#### Application areas

- Mountain railways
- Ski slopes and cross-country trails

# Power distribution

## Underfloor distributor systems



**RELIABLE**  
**DISCREET**  
**ADAPTABLE**



[More Information](#)



Underfloor distributor systems offer a discreet and efficient solution for applying power, water and compressed air in both indoor and outdoor areas.

- Power available at any time
- No loose cables - no tripping hazards
- No need for complex temporary installations
- Ready for use immediately and quickly lowered back into the ground after use
- Highest safety level with intuitive operation
- Vandal-resistant thanks to lockable lid (partly even during operation)

### Application areas

- Railway platforms
- Ballast beds
- Production and maintenance halls

# Power distribution

## Power distributor boxes



Many special-purpose vehicles currently in use at depots or in track areas cannot be adequately supplied with electrical power via existing socket connections. This need will continue to grow as more vehicles are equipped with battery-electric drives. Depending on the vehicle concept, these systems must be capable of being charged via an external power feed.

To meet the urgent demand for charging infrastructure for existing and newly ordered vehicles in availability and maintenance depots, a pilot project was launched to expand the charging infrastructure. The result: power distributor boxes equipped with the appropriate mounting options depending on the installation site.

**WEATHERPROOF**

**STURDY**

**RELIABLE**



To the standard assortment



# Power distribution

## Power distributor boxes



Our power distributor boxes stand for maximum reliability, safety and efficiency. With flexible configuration options, these switchgear combinations offer the perfect symbiosis of performance and adaptability.

- Resistant to temperature, weather, UV and ozon
- Silicone- and halogen-free
- Good resistance to acids and alkalis
- High vibration, shock and impact resistance
- Engravable
- Various accessories and spare parts available

### Application areas

- Workshops and service facilities
- Safety galleries and technical rooms
- Construction sites in track and station areas

**DURABLE**  
**VERSATILE**  
**INDIVIDUAL**


To the standard assortment



# Power distribution

## Junction boxes

**VERSATILE**  
**ADAPTABLE**  
**COMPREHENSIVE**



[To the standard assortment](#)



GIFAS junction boxes support safe electrical installations. They are used wherever a reliable power supply is essential. Various housing materials and practical mounting accessories ensure flexible application options.

- Resistant to temperature, weather, UV and ozone
- Silicone- and halogen-free
- Good resistance to acids and alkalis
- High vibration, shock and impact resistance
- Engravable
- Various accessories and spare parts available

### Application areas

- Tunnel construction, galleries/caverns
- Road and track construction
- Mountain railways and transport systems

# Power distribution

## Signal connection box

**SECURE**  
**STRUCTURED**  
**MAINTENANCE-FRIENDLY**



### Sales contacts



These products are used particularly in demanding areas of signalling, monitoring and control - for example for point heater systems.

- Housing made of vulcanised, break- and impact-resistant butyl rubber, halogen- and silicone-free, resistant to welding sparks and hot metal particles
- Protection rating: IP65
- Impact resistance: IK10
- Glow-wire test: IEC 60695-2-1 with 960°C (certified)
- Needle flame test: DIN EN 60695-11-5; 2005-11

### Application areas

- Ballast bed
- Trackside at the switch
- Railway signalling

**GIFAS**  
ELECTRIC



**THE  
SOLUTION  
PARTNER**

GIFAS-ELECTRIC GmbH  
Dietrichstrasse 2  
CH-9424 Rheineck

+41 71 886 44 44  
info@gifas.ch  
www.gifas.ch